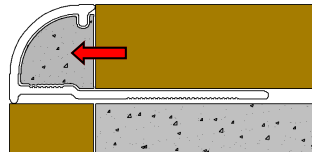


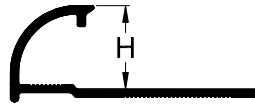


Technical Data sheet - Aluminium Round Trim

ATR Series



!!! Fill up the mortar for greater strength. !!!



Product Description

Alusite ATR Series designed to protect edge of expensive materials such as marble and ceramic. Enhancement with a quadrant face with a wide range of round trims to suit every height and every design.

It is the simplest solution for ceramic edge finishing as well as edge protection and transitions on floors and walls.

Our engineered corner end cap is internal and external, providing a quick and elegant corner finish.

Aluminium Details

European Standard	EN573-3
British Standard	BS1474
American Standard	ASTM B221
Australian Standard	AS/NZ1866
Alloy	6063
Temper	T5
Composition : Si%	0.2-0.6
Composition : Fe%	0.35
Composition : Cu%	0.1
Composition : Mn%	0.1
Composition : Mg%	0.45-0.90
Composition : Zn%	0.1
Composition : Ti%	0.1
Composition : Cr%	0.1
Composition : Al%	Balance
Tensile Strength <3mm (N/mm ²)	175
0.2% Proof Stress <3mm (N/mm ²)	130
Elongation <3mm (%)	8
Flammability	Solid Aluminium is non-combustible material. Does not burn, does not give off smoke when exposed to fire and does not emit sparks on impact.

Laboratory Test Details

Toxicity and Heavy Metal (RoHS)	ISO 3613	Passed
Toxicity and Heavy Metal (RoHS)	US EPA 3052 & 6010B	Passed
Salt Spray (Corrosion Test)	ASTM B 117-03	240 Hrs
Accelerated Weathering test	ASTM G154	1,000 Hrs

Maintenance

Alusite Series utilizes 6063 aluminium alloy commonly used for building material. As with any finished building material, anodized aluminum requires reasonable care prior to and during installation and periodic cleaning and maintenance after installation. Although anodized aluminum possesses exceptional resistance to corrosion, discoloration, and wear, its natural beauty can be marred by harsh chemicals, rough conditions or neglect. Such conditions usually affect only the surface finish and do not reduce the service life of the aluminum. However, scratching and wear and may be damaged by tile adhesive, mortar, or grouting material. Therefore, setting materials must be removed with a sponge and warm water immediately.

Precautions

Remove and clean adhesive or grout residue from visible surfaces immediately. Avoid using aggressive alkaline or acid cleaners on aluminum finishes. Do not use cleaners containing trisodium phosphate, phosphoric acid, hydrochloric acid, hydrofluoric acid, fluorides, or similar compounds on anodized aluminum surfaces. Strong solvents or abrasive cleaners can cause damage to painted surfaces. Always follow the cleaner manufacturer's recommendations as to the proper cleaner and concentration. Test-clean a small area first. Different cleaners should not be mixed.

Head Office & Factory

92, 92/1-4 Moo1, Homsin, Bangpakong, Cha-Choeng-Sao, 24130 Thailand
Tel : +66 38 842 749 Email : contact@alusite.com

