

# Technical Data sheet - Illuminating Stair Nose

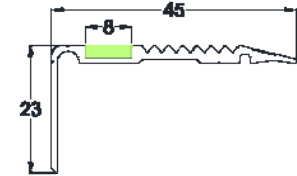

## SN-1G-4523 Series

### Illuminating Stair Nose

The Alusite self illuminating profile (Aluminator) can be used as a decorative and safety flooring accessory.

Offering up to 8 hours of self luminescence after a full charge, the Aluminator acts as the final safe exit lighting during backup power failure.

Using proprietary dual extrusion technology, the product has been fully tested for self illuminating capability and meets the American ASTM E 2073-07 standard.



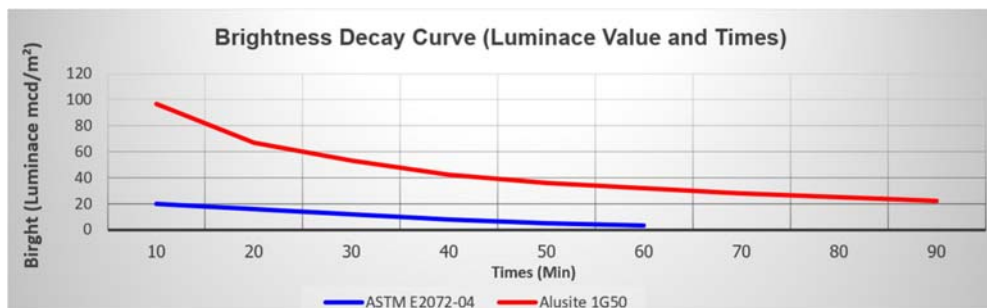
### Aluminium Details

European Standard	<b>EN573-3</b>
British Standard	<b>BS1474</b>
American Standard	<b>ASTM B221</b>
Australian Standard	<b>AS/NZ1866</b>
Alloy	<b>6063</b>
Temper	<b>T5</b>
Composition : Si%	<b>0.2-0.6</b>
Composition : Fe%	<b>0.35</b>
Composition : Cu%	<b>0.1</b>
Composition : Mn%	<b>0.1</b>
Composition : Mg%	<b>0.45-0.90</b>
Composition : Zn%	<b>0.1</b>
Composition : Ti%	<b>0.1</b>
Composition : Cr%	<b>0.1</b>
Composition : Al%	<b>Balance</b>
Tensile Strength <3mm (N/mm <sup>2</sup> )	<b>175</b>
0.2% Proof Stress <3mm (N/mm <sup>2</sup> )	<b>130</b>
Elongation <3mm (%)	<b>8</b>
Flammability	Solid Aluminium is non-combustible material. Does not burn, does not give off smoke when exposed to fire and does not emit sparks on impact.

### Photoluminescent Strip

Wear Resistance 300 cycles by abrasive wheel Abrasive wheel CS10, Load 1000 gram, speed 60 rpm	ISO 9352	<b>Passed</b>
Illuminant Test (Phosphorescent) Charging Time (4000-4500 K , 21.6 lux) = 120 min	ASTM E 2073	<b>Passed</b>

Shown the decay curve as following



### Head Office & Factory

92, 92/1-4 Moo1, Homsin, Bangpakong, Cha-Choeng-Sao, 24130 Thailand  
Tel : +66 38 842 749 Email : contact@alusite.com



# Technical Data sheet - Illuminating Stair Nose

## SN-1G-4523 Series

### Laboratory Test Details

Toxicity and Heavy Metal (RoHS)	ISO 3613	Passed
Toxicity and Heavy Metal (RoHS)	US EPA 3052 & 6010B	Passed
Salt Spray (Corrosion Test)	ASTM B 117-03	240 Hrs
Accelerated Weathering test	ASTM G154	1,000 Hrs

### Maintenance

Alusite Series utilizes 6063 aluminium alloy commonly used for building material. As with any finished building material, anodized aluminum requires reasonable care prior to and during installation and periodic cleaning and maintenance after installation. Although anodized aluminum possesses exceptional resistance to corrosion, discoloration, and wear, its natural beauty can be marred by harsh chemicals, rough conditions or neglect. Such conditions usually affect only the surface finish and do not reduce the service life of the aluminum. However, scratching and wear and may be damaged by tile adhesive, mortar, or grouting material. Therefore, setting materials must be removed with a sponge and warm water immediately.

### Precautions

Remove and clean adhesive or grout residue from visible surfaces immediately. Avoid using aggressive alkaline or acid cleaners on aluminum finishes. Do not use cleaners containing trisodium phosphate, phosphoric acid, hydrochloric acid, hydrofluoric acid, fluorides, or similar compounds on anodized aluminum surfaces. Strong solvents or abrasive cleaners can cause damage to painted surfaces. Always follow the cleaner manufacturer's recommendations as to the proper cleaner and concentration. Test-clean a small area first. Different cleaners should not be mixed.

#### Head Office & Factory

92, 92/1-4 Moo1, Homsin, Bangpakong, Cha-Choeng-Sao, 24130 Thailand  
Tel : +66 38 842 749 Email : contact@alusite.com

